

CUPACLAD

by CUPAGROUP

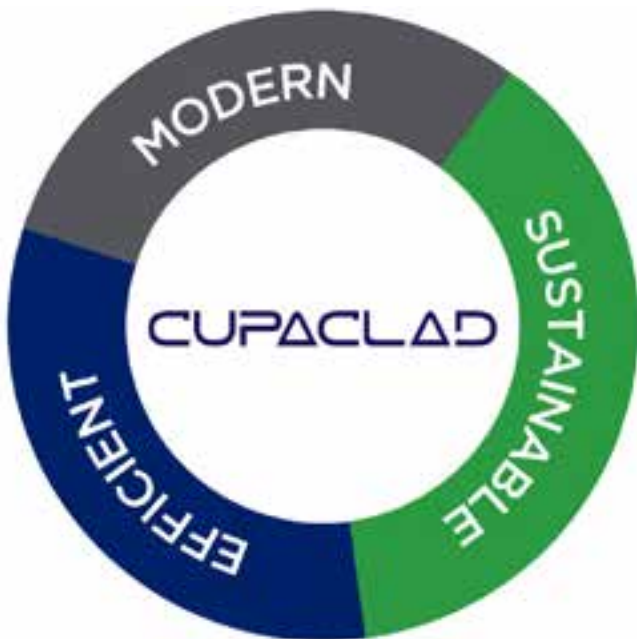
NATURAL SLATE CLADDING SYSTEMS











CUPACLAD

CUPACLAD[®], natural slate cladding systems

CUPACLAD[®] combines the latest fixing solutions together with our highly durable structural natural slates with the efficiency of ventilated cladding systems, to create a innovative and sustainable alternative for any kind of cladding requirement.



-  Environmentally friendly and sustainable.
-  Efficient as a ventilated cladding.
-  Complementary to external insulation systems.
-  Highly durable.
-  Maintenance free.
-  Quick and easy to install.
-  Modern, Contemporary design.
-  Lightweight and versatile: new and renovation projects.

“Developed alongside Danish architects and contractors CUPACLAD[®] systems offer a revolution in cladding applications for natural slate.”





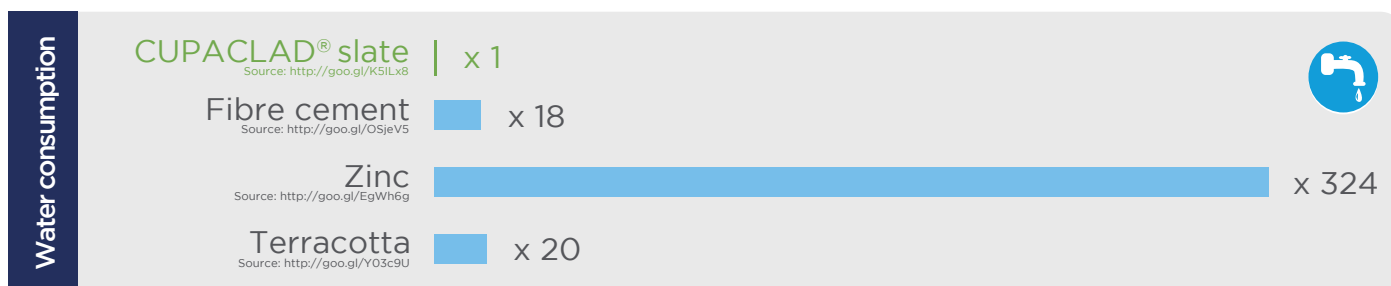
ECOLOGY



CUPACLAD[®], sustainable cladding systems

CUPACLAD[®] cladding systems, composed of 100% natural slate, enable the construction of efficient and sustainable facades.

A life cycle analysis, which analyzes the whole environmental impact of a product, highlights **CUPACLAD[®] as a truly sustainable cladding system**, due to the use of natural slate instead of prefabricated products.



Comparison according to data published by the French database INIES on September 2014:
<http://www.base-inies.fr/Inies/Consultation.aspx>





101 *Logic*

SIMPLE AND BALANCED



Slate size	40x20 cm
Nominal thickness	7,65 mm
Slates per m ²	16,7
Weight per m ² (slate)	≤ 30 kg/m ²

CUPACLAD® 101 LOGIC features a balanced design that highlights the unique texture and looks of the natural slate.

CUPACLAD® 101 LOGIC system utilizes 40x20cm slates fitted horizontally with invisible fixings.





101 *Random*

DYNAMIC AND CREATIVE



Slate size	50x25/50x20/50x15cm
Nominal thickness	7,65 mm
Slates per m ²	15
Weight per m ² (slate)	≤ 30 kg/m ²

CUPACLAD® 101 RANDOM combines differing slate sizes, creating a dynamic and unique design.

CUPACLAD® 101 RANDOM features 50x25, 50x20 and 50x15 slates fitted horizontally. Our stainless steel fixings being completely invisible, allowing our natural slate to shine as the main feature of the slate cladding.





101 Parallel

UNIFORM AND REGULAR



Slate size	40x25cm
Nominal thickness	7,5 mm
Slates per m ²	14,3
Weight per m ² (slate)	≤ 30 kg/m ²

CUPACLAD® 101 PARALLEL features a regular design with even joints. This results in a uniform and consistent layout that highlights the character of natural slate.


CUPACLAD® 101 PARALLEL features 40x25 horizontally aligned slates fitted with invisible screws.





201 Vanguard

MODERN AND EFFICIENT



Slate size	60x30cm
Nominal thickness	7,5 mm
Slates per m ²	6,4
Weight per m ² (slate)	≤ 25 kg/m ²

CUPACLAD® 201 VANGUARD main feature is the combination of big slates and stainless steel brackets giving as a result a clean combination of contemporary appeal.

CUPACLAD® 201 VANGUARD features 60x30 slates fitted horizontally with visible fixings.



     
CUPACLAD.COM

CUPA PIZARRAS

45 Moray Place
Edinburgh EH3 6BQ
United Kingdom
Phone +44 1312 25 31 11
cupaclad@cupagroup.com

CUPACLAD® systems have been designed and developed by CUPA GROUP

